

Scandatex Wet Room Wall System

















Background:

Several Sherwin-Williams epoxy products were tested after application to drywall boards supplied by SoundTech and covered with the Scandatex Wet Room System. These boards had been treated with a woven textile material and are intended for applications where moisture may be encountered. (shower areas, tub surrounds etc). Products were rated as good better or best depending on their relative performance within a specific test. Tests performed were:




Chemical resistance – ASTM D1308
 Washability – ASTM D4828
 Condensation resistance – ASTM D4585
 Adhesion – ASTM D4541

Summary:

A summary of the overall test data using a “Consumer Union-Like” color coded bubble scheme is given in the table below.

Samples	ASTM D1308 Chemical Resistance	ASTM D4828 Washability Test-	ASTM D4585 Condensation Resistance	ASTM D4541 Adhesion Testing
Pro Industrial Pre Catalyzed Acrylic Epoxy K46 Series				
Water Based Tile Clad Epoxy B73-100 Series				
Pro Industrial Zero Voc Acrylic Epoxy B73- 300 Series				
Solvent Based Macropoxy HS B58-				

The Bubble Ranking System

Good	
Better	
Best	

Details of Test Results and Summary of Test Methods

Sample Preparation: Two coats of all four products were applied with a 24 hour room temperature cure between coats. Scandatex Wet Room panels were allowed to cure 14 days at room temperature following the second coat.

Chemical Resistance:

The 7.2 Covered Spot Test Method was used where 0.5 ml of chemical contaminant was applied to the coated test substrate using a syringe, covered with a medicine cup, and allowed to sit at ambient room temperature for 15 minutes, 1 hour, and 24 hours. Products were evaluated for characteristics such as blistering, discoloration and loss of gloss immediately following wiping. A list of specific chemicals tested is available upon request.

Washability Testing:

The stains were allowed to set for one hour. After one hour, excess stain materials were removed from the surface by blotting or softly wiping with a paper towel or soft cloth.

The stained areas of the panel were wetted with 10 ml of Formula 409 and 10 ml of Formula 409 was added to the sponge that was placed in the holder of the Gardco Washability tester. The panel was scrubbed for 50 cycles. After which time the panel was removed and the Formula 409 cleaner was rinsed off. The panel was allowed to dry overnight before each stain was visually evaluated.

Condensation Resistance:

All samples showed no defects after 1034 hours of exposure in the Condensation Chamber.

Adhesion Testing:

Elcometer Adhesion testing was performed on three each finish pre-coated samples. Test results showed a minimum pull resistance of 900 PSI to separate paint film coating from the glass textile wall covering regardless of paint type. Separation of wall covering from drywall substrate was consistent at 100 PSI regardless of paint type. Failure point occurred mostly within the paper surface layer of the drywall construction and not at the bonding adhesive layer.

Detailed test results available upon request.